



PREPARING FOR ORAL DEFENSE AND PRESENTING RESEARCH FINDINGS

Dr. Nicole Baker




AGENDA

- What is the Oral Defense?
- Presentation Basics
- Oral Defense Presentation Content
- Oral Defense Resources
- What to Expect that Day



WHAT IS THE ORAL DEFENSE?

After receiving Quality Review Final (QRF) approval of your dissertation, you must conduct and pass your formal oral defense as a doctoral candidate. The purpose of the oral defense is for doctoral candidates to demonstrate competence in describing, discussing, and supporting all aspects of their dissertation study to their Chair and two committee members. Although the oral defense is a time of celebration where you can showcase your dissertation study, it is a serious milestone that you must pass before the University of Phoenix School of Advanced Studies will confer your doctoral degree.



PRESENTATION BASICS

PRESENTATION GUIDELINES

SETTING THE SCENE

REHEARSING YOUR PRESENTATION



PRESENTATION GUIDELINES

- Clear and Simple Background
- Title on Each Page
- Include Page Numbers
- Present bullets, but speak in sentences
- RQs (and hypothesis) should be in full sentences
- PowerPoint 7x7 Rule



REMEMBER THIS SLIDE?

WHAT IS THE ORAL DEFENSE?

After receiving Quality Review Final (QRF) approval of your dissertation, you must conduct and pass your formal oral defense as a doctoral candidate. The purpose of the oral defense is for doctoral candidates to demonstrate competence in describing, discussing, and supporting all aspects of their dissertation study to their Chair and two committee members. Although the oral defense is a time of celebration where you can showcase your dissertation study, it is a serious milestone that you must pass before the University of Phoenix School of Advanced Studies will confer your doctoral degree.

SAME SLIDE, BUT USING 7X7 RULE

WHAT IS THE ORAL DEFENSE?

Purpose

- Demonstrate competence in:
 - describing,
 - discussing,
 - and supporting dissertation
- After Quality Review Final (QRF) approval
- Time of Celebration, but serious milestone
- Chair, URM, PV in attendance
- Must pass to confer your degree



SETTING THE SCENE

- Good lighting
- Present as if you were live – stand up, or sit up as if talking to a room
- Professional dress and tone
- Pleasing and non-distracting background
- Free of background noise
- All guests must engage in professional behavior



REHEARSING YOUR PRESENTATION

- Practice with a friend
- Practice the technology of using Zoom/Teams
- Record yourself and analyze
- Time yourself – presentation should be about 20 minutes
- Limit fillers like “um”
- **DO NOT READ YOUR SLIDES!!!!**

The background is a complex composition of geometric shapes and patterns. It features a grid of squares and triangles in shades of blue, pink, and purple. Overlaid on these are various patterns: concentric circles, parallel lines, and a grid of dots. A white horizontal line with a circular end cap extends from the left side of the image towards the center. The text 'ORAL DEFENSE CONTENT' is positioned on the right side of the image, set against a solid pink background.

ORAL DEFENSE CONTENT

ORAL DEFENSE OUTLINE

- Introduction (brief background; set the stage to justify your problem)
- Problem
- Purpose
- Research Questions/Hypothesis (word for word – 7x7 rule does not apply)
- Significance of the study
- Literature review (very brief)
- Theoretical/Conceptual Framework
- Method (more on next slide)
- Ethical considerations (see future slide)
- Results (see future slide)
- Implications/Recommendations
- Compare/contrast with your conceptual/theoretical framework and previous studies
- Strong take-home message

METHODOLOGY SECTION

State your:

- Method and justification
- Design and justification
- Sampling method and justification
- Sample size
- Population/sample demographics
- Study instruments (include validity and reliability of your quantitative instruments)
- Alignment between instrumentation and RQs (consider adding a table)
- Assumptions and limitations

ETHICAL CONSIDERATIONS

Be sure to add a slide and briefly explain:

- How you recruited your participants
- Informed consent
- Participants' rights
- Pilot Study or Field Test (and any changes that were made)

Specify no data was collected without UOPX IRB approval.


RESULTS

Most important part!

Be sure to ANSWER YOUR RESEARCH QUESTIONS!

Include tables/graphs/visuals

WHAT TO EXPECT THE DAY OF YOUR DEFENSE



THE DAY OF...

- Have presentation materials ready
- Log in 5-10 minutes prior to start time
- Give Chair admin/host rights on presentation (if your Chair didn't schedule it)
- Chair will record the defense

ORDER OF EVENTS

- Introductions
- Oral Defense Presentation
- Open Question and Answer
- Committee Deliberation (student in Breakout Room, or call back)
- Committee Consensus
- Final Wrap Up



AFTER THE DEFENSE

IF NOT APPROVED...

- DEEP BREATHS
- Discuss changes needed
- Make changes after defense
- Reschedule oral defense



CDS CENTRAL RESOURCES





Introduction

Dissertation Committee

Phase 1: Prospectus (Outline of the Planned Dissertation Study)

Phase 2: Précis (Draft of Chapter 1)

Phase 3: Concept Review (Draft of Chapter 2: Literature Review)

Phase 4: QRM: Proposal (or Chapters 1-3)

Phase 5: IRB Approval, QRF: Dissertation (Chapters 1-5), and Oral Defense



Studies Central is an important one-stop resource to aid you on your doctoral journey.

I look forward to seeing all you will accomplish on your journey to doctor, and my team and I are here to help you make your dreams come true.

Hinrich Eylers, Ph.D., P.E.

Vice Provost, Doctoral Studies and Academic Operations



Email Inbox



Notifications



Menu

access the forms and templates within the IRBNet library.

Following IRB approval, doctoral candidates can begin data collection.

For more guidance on writing Chapters 4-5, please review the College of Doctoral Studies Dissertation Guide and Alignment Handbook. Doctoral candidates writing Chapters 4-5 should review all chapters for alignment.

In Phase 5, doctoral candidates should review the following:

- **Current dissertations from UOPX and other institutions to understand the structure and analysis of Chapters 4-5**
- CDS Dissertation Guide for Chapters 4-5
- CDS Dissertation Guide for Final Dissertation Edit (FDE)
- Oral Defense Rubric
- Oral Defense Tutorial
- Oral Defense Video Example
- Review all Dissertation Chapters for alignment.

DOC/742 is a writing-intensive class for students. The Dissertation Chair, URM, and PV provide guidance,

Oral Defense Tips

Dissertation Oral Defense [Tutorial Course]

This module reviews the purpose, structure, and best practices of the oral defense process.

Oral Defense Rubric

This is the rubric completed by the committee during your oral defense and scored in Tk20.

Dissertation Oral Defense Example (47:36)

This is an example of the oral defense portion of your dissertation.


Sample Defense Template (Optional)

VIEW SAMPLE ORAL DEFENSES

Upcoming Events:

- 11/15 Doctoral Student Orientation
- 11/16 Dissertation of the Year Speaker
- 11/18 Coffee Chat
- 11/30 Appreciative Inquiry
- 12/2 Synthesis Deep Dive
- 12/2 EDD Essentials
- 12/9 DHA Networking Call





QUESTIONS?



THANK YOU